



SSuite Penumbra



A professional word editor for the modern writer...

Introduction...

SSuite Penumbra is a **full featured** word editor that creates rich text documents to make writing documents more convenient, efficient, and comfortable. SSuite Penumbra Editor is an **original free software** application that is capable of running on any Windows system. (Windows 2000 - 10)

You also don't have any unnecessary functions and features hogging all your precious computer resources or overwhelming the screen like other bloated word processors. It has **no need for Java or DotNet** as well to work successfully. This makes it run extremely fast, is soft and gentle on the eyes (pleasantly colourful interface), and very easy to use without slowing your computer down to a crawl.

SSuite Penumbra Editor has also been designed to fit your screen more efficiently to create the correct proportions for your eyes{ Wide screens e.g. laptops 1366x768 or more... }. There is no more squinting or moving closer to the monitor to see what button or heading you are currently viewing on higher resolution monitors.

Features Found in SSuite Penumbra Editor:



SSuite Office
No Java - No DotNet

1. Insert tables, word art, expressions and equations.
2. Insert images, objects, and photos from digital sources.
3. Online dictionary to check the correct meaning of words.
4. A live word and character count displayed in the status bar.
5. Online language translations for international document distribution.
6. A live thumbnail preview panel for print, PDF, and image document creation.
7. Drag and drop content directly from other applications or even your web browser.
8. Access your documents directly from your online cloud storage account inside Penumbra.

There is No Java or DotNet required to run this application...



This is software version v14.18.19.19

(Setup Version 14.8.4)

With us you get it all for free!

So please enjoy this professional word processor you have just installed...

<https://www.ssuiteoffice.com/software/ssuitepenumbraeditor.htm>

New Release

A brand new Online Edition is now available...

<https://carbon.ssuiteoffice.com/>

Donate and become our Hero!

<https://www.ssuiteoffice.com/donate.htm>

Please donate and help support our efforts in providing you with free office software.

Your contributions are vital to the success of our initiative...

<https://www.ssuiteoffice.com/resources/windowswithnojava.htm>



SSuite Office - User Tutorials

Come have a look at all our tutorials to help you get the best out of any SSuite Office app...

<https://www.ssuiteoffice.com/tutorials.htm>

Come help yourself to our free Green Office Software...

<https://www.ssuiteoffice.com/freedownloads.htm>

<< Come have a look at our new Free Online Office Suite! >>

<https://office.ssuiteoffice.com/>

Brand New HTML5 Web Apps Released, Forget the Cloud... Go Direct!



Our own custom web search engine - GROOT

<https://groot.ssuiteoffice.com/>



A word processor for any mobile device

<https://bluevelvet.ssuiteoffice.com/>



Create Gif Animations from any Video file...

<https://gifmaker.ssuiteoffice.com/>

New >> SSuite Penumbra - Online edition

<https://carbon.ssuiteoffice.com/>

What is a PWA and how to install it with Chrome...

Progressive Web Applications is the next evolution of cross-platform software...

<https://blog.ssuiteoffice.com/articles/ssuiteoffice/what-is-a-pwa-and-how-to-install-it-with-google-chrome-browser.htm>



SSuite Office's Service Packs

Stay up to date and get yourself the latest service packs straight from our website...

<https://www.ssuiteoffice.com/resources/servicepacks.htm>



Application Help Files

Please take note about the helpfiles:

The help files will not open in Windows Vista or Windows 7 / 8 / 10. Windows itself displays a message that says it does not support "WinHlp32.exe" anymore.

The Windows Help program (WinHlp32.exe) is no longer included with Windows Vista or Windows 7 / 8 / 10. Users who want to view 32-bit .hlp files must download the program from the Microsoft Download Centre, and then install it on their computers. All 3rd party software developers are prohibited from distributing this file with their software installation(s).

Below are all the download links to the relevant Windows operating systems that needs the "WinHlp32.exe" executable to perform correctly.



Windows Vista...

Click the below link to download the "WinHlp32.exe" file from Microsoft for Windows Vista {x86/x64}:

<http://www.microsoft.com/en-us/download/details.aspx?id=5143>



Windows 7...

Click here to download the "WinHlp32.exe" file from Microsoft for Windows 7 {x86/x64}:

<http://www.microsoft.com/en-us/download/details.aspx?id=91>

The following links are direct downloads from Microsoft, there are **no authentication necessary**.

32-bit (x86): <http://download.microsoft.com/download/9/A/8/9A8FCFAA-78A0-49F5-8C8E-4EAE185F515C/Windows6.1-KB917607-x86.msu>

64-bit (x64): <http://download.microsoft.com/download/9/A/8/9A8FCFAA-78A0-49F5-8C8E-4EAE185F515C/Windows6.1-KB917607-x64.msu>

{ WinHlp32.exe - 640 KB in download size }



Windows 8...

Click the below link to download the "WinHlp32.exe" file from Microsoft for Windows 8 {x86/x64}:

<http://www.microsoft.com/en-us/download/details.aspx?id=35449>



Windows 8.1...

Click the below link to download the "WinHlp32.exe" file from Microsoft for Windows 8.1 {x86/x64}:

<http://www.microsoft.com/en-us/download/details.aspx?id=40899>



To install, just double-click on the downloaded file and Windows will do the rest. The help files will now run normally. There is no need for a restart.

{ WinHlp32.exe - 640 KB in download size }



Click below get the latest HelpFile for your Windows System:

<https://www.ssuiteoffice.com/resources/How-To-Run-Helpfiles-On-Windows.htm>



Windows 10 "WinHlp32.exe" will NOT be released...

Microsoft has announced that it will not implement the file for future use in Windows 10!

Windows 10 - Quick Solution without the help of Microsoft or any installations:

For the users who need winhlp32.exe, just get a copy from a Windows XP system.

It is located in **c:\windows**. Then, on Windows 10, boot to the command prompt, go to the windows folder, and replace the stub with winhlp32.exe from the XP system. Problem solved - until you run sfc /scannow. This is yet another annoyance caused by Microsoft not wanting us to have a functional HELP for older programs.

Download WinXP Helpfile here:

<https://www.ssuiteoffice.com/downloads/windows/WinXP-winhlp32.zip>

How to enable the "Administrator" Account in all Windows systems:

Run the command prompt { Admin } and enter:

```
net user administrator /active:yes
```

This will then activate the account. Just log off and re-login with the Administrator account. No password is necessary, just press on the enter button to continue.

To deactivate this account: **net user administrator /active:no**

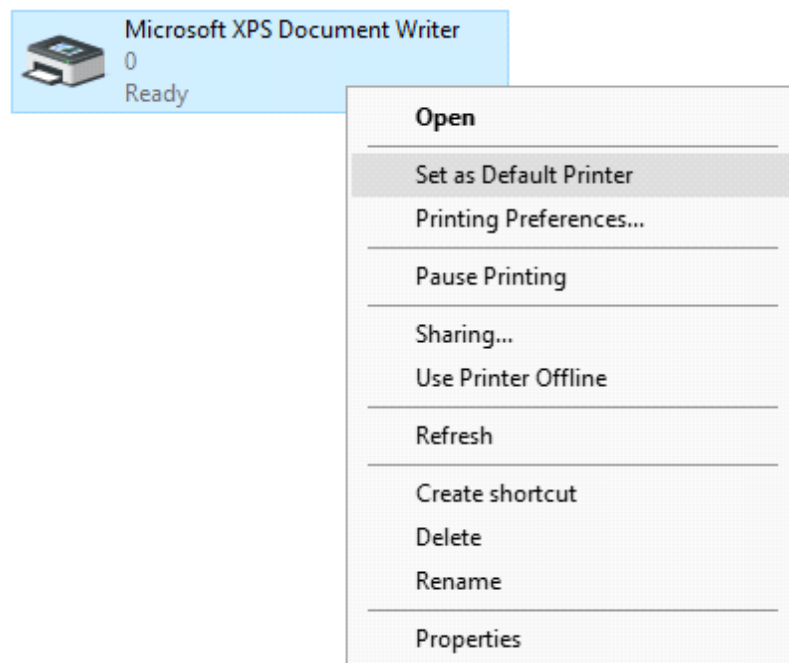
Windows printer environment...

If you are installing this software on a stand-alone computer that does not have a printer connected or does not have a printer driver installed, please simply install or load a generic driver from Windows's list of drivers. You may install any ink jet printer driver from Canon or HP for best results. {e.g. Canon i250/i1500 or HP 690C/710}

If you have a printer, make sure it is connected and switched on, as you may get an error message saying the WordGraph application has stopped working { This is a Windows 10 Error, our application is NOT at fault }.

This only happens if you don't have a printer set as your default printer, the printer is not connected, or not communicating with your computer!

If you don't want to install a printer driver, simply go to the printer page on the control panel and select the Microsoft XPS Document Writer as the default Printer. As simple as that!





This is needed for creating the best working and enhanced environment for our word processor's print preview features. Thank you.



How to use the new custom spell checker...

To use the custom spell checker successfully, just follow these easy steps...

1. To spell check a whole document, just click on the Custom Spell Checker button.
2. To spell check a paragraph, just double-click / select the paragraph and click on  button.
3. To spell check a single word, just double-click / select the word or words and click on the  button.

That is it, the whole document, selected paragraph or word, will now appear in the Spell Checker automatically.

Just click on the "Start Checking" button and correct all your spelling mistakes fast... 

When you are finished spell checking, just click on the "Copy to clipboard" button and paste your corrected text back into your document... 



Document File Formats in SSuite Penumbra Editor:

Standard Open / Save Document Formats:

1. Plain Text -- Plain Text (*.txt)
2. XML File Format -- XML File (*.xml)
3. C++ File Format -- C++ File (*.cpp)
4. SQL File Format -- SQL File (*.sql)
5. Pascal File Format -- Pascal File (*.pas)
6. C++ Header File Format -- Header File (*.h)
7. Rich Text Format -- Rich Text Format (*.rtf)
8. Web Page Source File -- Web Page (*.htm, *.html)
9. Rich Text Compressed Format {compresses up to 95%} -- Rich Text Compressed (*.rtc)
10. Microsoft Word Document Format -- Word 97-2003 & 6.0/95 - RTF (*.doc) - **MS Office 95 - 2007**



Please Take Note:

There are two different types of **doc** formats available. The first type is the official proprietary **MS Doc** format that is locked and requires a licence from Microsoft. The second **doc** format is the one we use, which is an open generic **doc** format that does not require special software to open...

hence the name - Word 97-2003 & 6.0/95 - RTF (*.doc)

Digital Document Formats in SSuite Penumbra:

{ Keeping it Green - No More Paper }

1. Windows Bitmap File Format -- (*.bmp)
2. Tagged Information File Format -- (*.tiff)
3. Portable Document File Format -- (*.pdf)
4. SSuite Presentation File Format -- (*.ssp)
5. Graphics Interchange File Format -- (*.gif)
6. Windows Enhanced File Format -- (*.emf)
7. Joint Photographic Experts Group -- (*.jpg)
8. Portable Network Graphic File Format -- (*.png)
9. Portable Documents File Format -- Text Only (*.pdf)



Updates Made to the Graphical Software:

SSuite EZPhoto Editor - New interface cursors for better viewing and also enhanced importing and exporting of image formats. New Print Preview added. New toolbar, colour bar added.

Import / Open:

Portable Network Graphic - *.png with transparency
Graphics Interchange Format - *.gif with transparency
Graphics Interchange Format Animated - *.gif { Multi-Frame Compatible }
Joint Photographic Experts Group - *.jpg ; *.jpeg
Windows Bitmap - *.bmp
Windows Metafile - *.wmf
Windows Enhanced Metafile - *.emf

Export / Save:

Portable Network Graphic - *.png with transparency
Graphics Interchange Format - *.gif with transparency
Joint Photographic Experts Group - *.jpg
Tagged Information File Format 6.0- *.tiff
Windows Bitmap - *.bmp
Windows Enhanced Metafile - *.emf

If you find this professional word processor in any way helpful and productive, please support our efforts by making a donation or contribution...

<https://www.ssuiteoffice.com/donate.htm>

Your contribution is vital to the success of our initiative...

<https://www.ssuiteoffice.com/resources/windowswithnojava.htm>

OR visit our New Apparel and Home Decor Shop...

<https://teespring.com/stores/ssuite-office-store>

Thank you! 🕶️



More About Us...



Contact Details:



Web address	: www.ssuiteoffice.com
Software Tutorials	: www.ssuiteoffice.com/tutorials.htm
General Queries	: www.ssuiteoffice.com/resources/helpdesk.htm
Free Service Packs	: www.ssuiteoffice.com/resources/servicepacks.htm
Free Software Downloads	: www.ssuiteoffice.com/freedownloads.htm



SSuite Penumbra Word Editor



Stay Compatible - Stay Productive - Stay Connected



SSuite Office Software

Pure Visual Simplicity™



Does not contain any spyware, malware, viruses, or any third-party software!

Go Green With Us:

<https://www.ssuiteoffice.com/aboutus.htm#318490165>

Installation Instructions for all our free office suites and applications:

- Before running any software applications, please read the "Read Me" document first!



Open Source Software Sucks Eggs Big Time!!!



Good Bye... So Long... and thank you for all the fish!