

# *SSuite Accel Spreadsheet*

*A professional full featured spreadsheet App...*

## Introduction...

This powerful spreadsheet has all the tools you need to calculate, analyse, summarise, and present your data in numerical reports or colourful graphics. A fully-integrated help system makes entering complex formulas a breeze. Pull in external data using ODBC, sort it, and produce subtotals and statistical analyses. Accel has also ODBC connectivity to query any database on your PC through SQL.

Use the chart wizard to select from eight or more categories of 2-D and 3-D charts including line, area, column, pie, XY, stock and with dozens of variants. Whether you are producing financial reports or managing personal expenses, Accel gives you more efficiency and flexibility to accomplish your goals.

This whole productivity suite is only 24 MB in download size. No other productivity suite can match our efficiency and small digital footprint.

There is No Java or DotNet required to run our software either... 

With us you get it all for free! - So please enjoy the premium spreadsheet software you have just installed...

*This is version v14.16.15.15*

*{ Installshield v8.44.2 }*

*Major service release with SSuite NetVine LAN Suite...*

<https://www.ssuiteoffice.com/software/accelspreadsheet.htm>

# NEW RELEASE

Online Accel Web Edition

<https://spreadsheet.ssuiteoffice.com/>

\*\*\*\*\*

*Donate and become our Hero!*

<https://www.ssuiteoffice.com/donate.htm>

Please make a donation and help support our efforts in providing you with free office software.

Your contribution is vital the the success of our initiative!

<https://www.ssuiteoffice.com/resources/windowswithnojava.htm>

\*\*\*\*\*



## **SSuite Office's Tutorials And Free Downloads**

Come have a look at all our tutorials to help you get the best out of any SSuite Office app.

<https://www.ssuiteoffice.com/tutorials.htm>

**Come help yourself to our free office software:**

<https://www.ssuiteoffice.com/freedownloads.htm>

**Come have a look at our new free Online Office Suite - PWA enabled:**

<https://office.ssuiteoffice.com/>

**Brand New HTML5 Web Apps Released, Forget the Cloud... Go Direct!**



Our own custom web search engine - GROOT - **PWA enabled!**

<https://groot.ssuiteoffice.com/>



A word processor for ALL mobile devices... - **PWA enabled!**

<https://bluevelvet.ssuiteoffice.com/>

Incase you were wondering what a **PWA** is... it's the next software revolution!

Read more about it on our great blog:

<https://blog.ssuiteoffice.com/articles/ssuiteoffice/what-is-a-pwa-and-how-to-install-it-with-google-chrome-browser.htm>

\*\*\*\*\*



## **SSuite Office's Service Packs**

Stay up to date and get yourself the latest service packs straight from our website...

<https://www.ssuiteoffice.com/resources/servicepacks.htm>



## Match SSuite Accel with your screen:

You are now able to upsize your existing installation of SSuite Accel spreadsheet to match your screen size for better viewing and user-interaction.

Optimised to fit any screen size for better user-interaction and your viewing pleasure.

Just download the appropriate SSuite Accel zip file that will fit your screen the best:

### **SSuite Accel 1024 x 600 - { Default Size }**

[http://www.ssuitesoft.com/downloads/custom/Accel\\_1024x600.zip](http://www.ssuitesoft.com/downloads/custom/Accel_1024x600.zip)

### **SSuite Accel 1366 x 768**

[http://www.ssuitesoft.com/downloads/custom/Accel\\_1368x768.zip](http://www.ssuitesoft.com/downloads/custom/Accel_1368x768.zip)

### **SSuite Accel 1600 x 900**

[http://www.ssuitesoft.com/downloads/custom/Accel\\_1600x900.zip](http://www.ssuitesoft.com/downloads/custom/Accel_1600x900.zip)

### **SSuite Accel 1920 x 1080 FHD**

[http://www.ssuitesoft.com/downloads/custom/Accel\\_1920x1080HD.zip](http://www.ssuitesoft.com/downloads/custom/Accel_1920x1080HD.zip)



Unzip, copy, and paste the new files over the existing ones in the installation folder of Accel:

*e.g. C:\Program Files\SSuiteAccel or C:\Program Files (x86)\SSuiteAccel*

\*\*\*\*\*



## Software Help Files

### **Please take note about the helpfiles:**

Our help files will not open in Windows Vista or Windows 7 / 8 / 10. Windows itself displays a message that says it does not support "WinHlp32.exe" anymore.

The Windows Help program (WinHlp32.exe) is no longer included with Windows Vista or Windows 7 / 8 / 10. Users who want to view 32-bit .hlp files must download the program from the Microsoft Download Centre, and then install it on their computers. All 3rd party software developers are prohibited from distributing this file with their software installation(s)... that means us too!

Below are all the download links to the relevant Windows operating systems that needs the "WinHlp32.exe" executable to perform correctly.



**Click below get the latest Help-File for your Windows System:**

<https://www.ssuiteoffice.com/resources/How-To-Run-Helpfiles-On-Windows.htm>

**OR Download Directly From Us...**

<https://www.ssuiteoffice.com/software/mswindowshlp32pack.htm>



To install, just double-click on the downloaded file and Windows will do the rest. The help files will now run normally. There is no need for a restart.

{ WinHlp32.exe - 640 KB in download size }



**The Windows 10 "WinHlp32.exe" will NOT be released...**

**Microsoft has announced that it will not implement this file for future use in Windows 10!**

## **Windows 10 - Quick Solution without the help of Microsoft or any installations:**

For users who need "winhlp32.exe", just get a copy from a Windows XP system.

It is located in **c:\windows**. Then, on Windows 10, boot to the command prompt or login using the built-in "Administrator" account, go to the windows folder, and replace the stub with winhlp32.exe from the XP system.

Problem solved - until you run sfc /scannow. This is yet another annoyance caused by Microsoft not wanting us to have a functional HELP for older programs.

**Download WinXP Helpfile here:**

<https://www.ssuiteoffice.com/downloads/windows/WinXP-winhlp32.zip>

**How to enable the hidden "Administrator" Account in all of the Windows systems:**

**Run the command prompt { Admin } and enter:**

**net user administrator /active:yes**

This will then activate the account. Just log off and re-login with the Administrator account. No password is necessary, just press on the enter button to continue.

To disable the Admin account:

**net user administrator /active:no**

\*\*\*\*\*



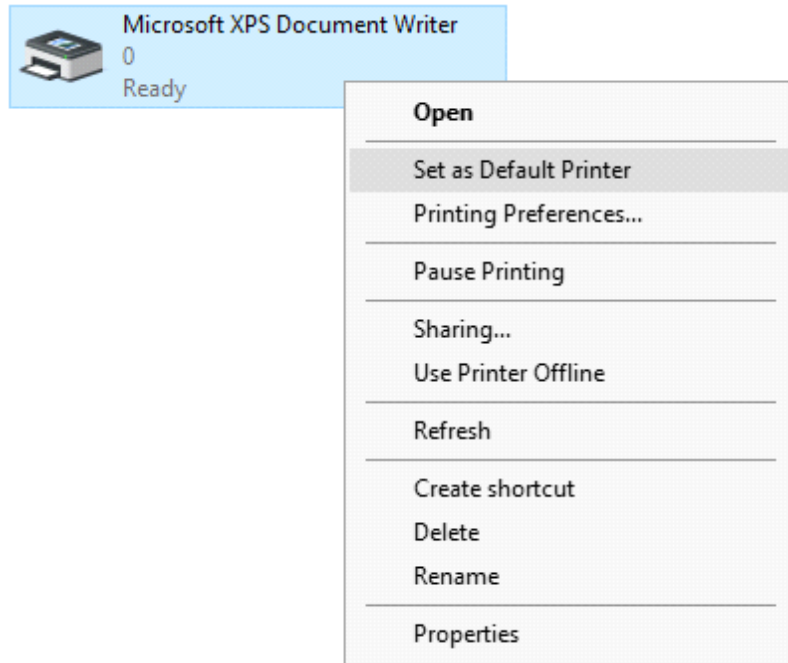
## **Windows printer environment...**

If you are installing this software on a stand-alone computer that does not have a printer connected or does not have a printer driver installed, please simply install or load a generic driver from Windows's list of drivers. You may install any ink jet printer driver from Canon or HP for best results. {e.g. Canon i250/i1500 or HP 690C/710}

If you have a printer, make sure it is connected and switched on, as you may get an error message saying the WordGraph application has stopped working { This is a Windows 10 Error, our application is NOT at fault }.

This only happens if you don't have a printer set as your default printer, the printer is not connected, or not communicating with your computer!

If you don't want to install a printer driver, simply go to the printer page on the control panel and select the Microsoft XPS Document Writer as the default Printer. As simple as that!



This is needed for creating the best working and enhanced environment for our word processor's print preview features. Thank you.

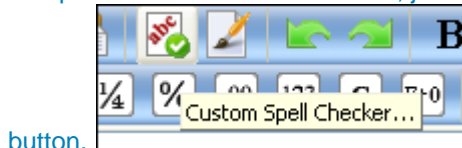
\*\*\*\*\*



## How to use the new custom spell checker...

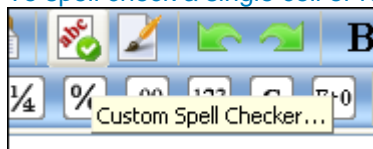
To use the custom spell checker successfully, just follow these easy steps...

To spell check a whole document, just select all the relevant cells and then click on the Custom Spell Checker

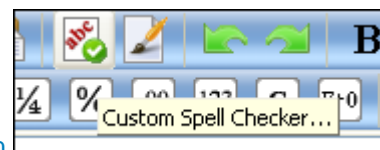


button.

To spell check a single cell or row/column, just select the cell or row/column and click on



button.



To spell check a single cell, just select the cell and click on the button.

That is it, the whole document, selected cell or row/column, will now appear in the Spell Checker automatically. Just click on the "Start Checking" button and correct all your spelling mistakes fast... 🤖

When you are finished spell checking, just click on the "Copy to clipboard" button and paste your corrected text back into your document... 🤖

***Remember to Spell Check THEN format your spreadsheet!***

\*\*\*\*\*



## Document File Formats in Accel Spreadsheet:

### Spreadsheet File Formats:

1. Tabbed Text File Format -- Tabbed Text File ( \*.txt )
2. SSuite Accel Format -- SSuite Accel Workbook ( \*.vts )
3. Microsoft Excel 4 File Format -- MS Excel 4 Worksheet ( \*.xls )
4. Microsoft Excel 5 File Format -- MS Excel 5 Workbook ( \*.xls )
5. Tabbed Text File Format -- Tabbed Text File (Values Only) ( \* txt )
6. Comma Separated File Format -- CSV (Comma Delimited) ( \*.csv )
7. SSuite Basic-Math Spreadsheet -- SSuite Basic-Math Spreadsheet ( \*.bms ) **\*\*\* New Format \*\*\***

### Online Office Suite for Desktop and Laptop computers:

<https://www.ssuiteoffice.com/categories/webapps.htm>

### Online Office Suite for Mobile / Cell Phones and Tablets / Phablets - PWA:

<https://office.ssuiteoffice.com/>

All Microsoft Excel documents created in SpreadForm One and Accel spreadsheet, are fully compatible with any spreadsheet application that can open and read the Microsoft Excel file format.

When printing in Accel please see the help file for Header and Footer settings e.g. Page number, Date of worksheet printed etc...

When making your Excel 97-2007 workbooks and spreadsheets compatible with Accel, please read the procedure for this under "File Handling" in Accel's help file. Microsoft locks all of its documents.





## Updates Made to the Graphical Software:

EZPhoto Editor - New interface cursors for better viewing and also enhanced importing and exporting of image formats. New Print Preview added. New toolbar, colour bar added.

### Import / Open:

Portable Network Graphic - \*.png with transparency  
Graphics Interchange Format - \*.gif with transparency  
Graphics Interchange Format Animated - \*.gif { Multi-Frame Compatible }  
Joint Photographic Experts Group - \*.jpg ; \*.jpeg  
Windows Bitmap - \*.bmp  
Windows Metafile - \*.wmf  
Windows Enhanced Metafile - \*.emf

### Export / Save:

Portable Network Graphic - \*.png with transparency  
Graphics Interchange Format - \*.gif with transparency  
Joint Photographic Experts Group - \*.jpg  
Tagged Information File Format 6.0- \*.tiff  
Windows Bitmap - \*.bmp  
Windows Enhanced Metafile - \*.emf

\*\*\*\*\*

If you find this profession spreadsheet in any way helpful and productive, please help support our efforts by making a donation or contribution...

<https://www.ssuiteoffice.com/donate.htm>

Your contributions are vital to the success of our initiative.

<https://www.ssuiteoffice.com/resources/windowswithnojava.htm>



**More About Us...**



**Contact Details:**



Web address	: <a href="http://www.ssuiteoffice.com">www.ssuiteoffice.com</a>
General Queries	: <a href="http://www.ssuiteoffice.com/support.htm">www.ssuiteoffice.com/support.htm</a>
Tutorials and Resources	: <a href="http://www.ssuiteoffice.com/tutorials.htm">www.ssuiteoffice.com/tutorials.htm</a>
Free Service Packs	: <a href="http://www.ssuiteoffice.com/resources/servicepacks.htm">www.ssuiteoffice.com/resources/servicepacks.htm</a>
Free Software Downloads	: <a href="http://www.ssuiteoffice.com/freedownloads.htm">www.ssuiteoffice.com/freedownloads.htm</a>



**SSuite Accel Spreadsheet**



**Stay Compatible - Stay Productive - Stay Connected**



**SSuite Office Software**

Pure Visual Simplicity™



**Go Green With Us:**

<https://www.ssuiteoffice.com/aboutus.htm#318490165>



**SSuite Office**

**No Java - No DotNet**



**Does not contain any spyware, malware, viruses, or any other third-party software!**

**Installation Instructions for all our free office suites and applications:**

- Before running any software applications, please read the "Read Me" document first!



Open Source Software Sucks Eggs Big Time!!!

