

SSuite Ex-Lex Office Pro

An office suite to meet all your needs...

Introduction

This office suite contains all the necessary software applications to get anyone started immediately, from a hard working student, casual home user, to even an office worker on a budget.

Each application has a very easy to use menu structure and its listed features are limited to just 3-levels deep for quick access, unlike most new ribbon interfaces. Also included is a professional peer-to-peer video phone for LAN and internet communications. Full networking collaboration suite added for good measure too.

The tabbed document interfaces also make it easier to find your opened documents with a single view. The thumbnail previews enhances the user-interaction further by displaying the whole document layout, whether you are creating pdf's, image documents, or simply displaying the print preview as you create your important document, thesis, letter, or birthday card.

This whole productivity office suite is only 18 MB in download size. No other office suite can match our efficiency and small digital footprint. Get the best free office software... only with us!

There is No Java or DotNet required to run our software... 

This is v2.36.2 serie with Netvine LAN Suite

<https://www.ssuiteoffice.com/software/ssuiteexlexofficepro.htm>

NEW ONLINE RELEASE

SSuite FireFly HD+ - Online Virtual Desktop Office Suite! 🕶️

<https://desktop.ssuiteoffice.com/>

With us you get it all for free! Please enjoy this premium office suite you have just installed.

Try our new Online HTML5 Web Editions...

Accel Spreadsheet Online Edition



<https://carbonplus.ssuiteoffice.com/>

WordGraph Editor Online Edition



<https://carbon.ssuiteoffice.com/>



Donate and become our Hero!

<https://www.ssuiteoffice.com/donate.htm>

Make a donation and help support our efforts in providing you with free office software.

Your contributions are vital to the success of our initiative...

<https://www.ssuiteoffice.com/resources/windowswithnojava.htm>



Experience the fastest and most secure browser...



. . . SSuite NetSurfer Browser . . .

Windows Desktop, Portable, Gaming, and Android Editions Available!

<https://www.ssuiteoffice.com/categories/esotericandspecialist.htm>



SSuite Office's User Tutorials

Come have a look at all our tutorials to help you get the best out of any SSuite Office application...

<https://www.ssuiteoffice.com/tutorials.htm>

Come help yourself to our free office software:

<https://www.ssuiteoffice.com/freedownloads.htm>

Come have a look at our new free Online Office Suite - PWA enabled:

<https://office.ssuiteoffice.com/>

Brand New HTML5 Web Apps Released, Forget the Cloud... Go Direct!



Our own custom web search engine - GROOT - **PWA enabled!**

<https://groot.ssuiteoffice.com/>



A word processor for ALL mobile devices... - **PWA enabled!**

<https://bluevelvet.ssuiteoffice.com/>

<https://www.ssuiteoffice.com/categories/webapps.htm>

Incase you were wondering what a **PWA** is... it's the next software revolution!

Read more about it on our great blog:

<https://blog.ssuiteoffice.com/articles/ssuiteoffice/what-is-a-pwa-and-how-to-install-it-with-google-chrome-browser.htm>



SSuite Office's Service Packs

Stay up to date and get yourself the latest service packs straight from our website...

<https://www.ssuiteoffice.com/resources/servicepacks.htm>



Software Help Files

Please take note about the helpfiles:

The help files will not open in Windows Vista or Windows 7 / 8 / 10 / 11 and beyond. Windows itself displays a message that says it does not support "WinHlp32.exe" anymore.

The Windows Help program (WinHlp32.exe) is no longer included with Windows Vista or Windows 7 / 8 / 10 / 11 and beyond. Users who want to view 32-bit .hlp files must download the program from the Microsoft Download Centre, and then install it on their computers. All 3rd party software developers are prohibited from distributing this file with their software installation(s).

Below are all the download links to the relevant Windows operating systems that needs the "WinHlp32.exe" executable to perform correctly.



Click below get the latest Help-File for your Windows System:

<https://www.ssuiteoffice.com/resources/How-To-Run-Helpfiles-On-Windows.htm>

OR Download Directly From Us...

<https://www.ssuiteoffice.com/software/mswindowswinhelp32pack.htm>



To install, just double-click on the downloaded file and Windows will do the rest. The help files will now run normally. There is no need for a restart.

{ WinHlp32.exe - 640 KB in download size }



The Windows 10 "WinHlp32.exe" will NOT be released...

Microsoft has announced that it will not implement this file for future use in Windows 10!

Windows 10 / 11 and beyond

Quick Solution without the help of Microsoft or any installations:

For users who need "winhlp32.exe", just get a copy from a Windows XP system.

It is located in **c:\windows**. Then, on Windows 10, boot to the command prompt or login using the built-in "Administrator" account, go to the windows folder, and replace the stub with winhlp32.exe from the XP system.

Problem solved - until you run sfc /scannow. This is yet another annoyance caused by Microsoft not wanting us to have a functional HELP for older programs.

Download WinXP Helpfile here:

<https://www.ssuiteoffice.com/downloads/windows/WinXP-winhlp32.zip>

How to enable the hidden "Administrator" Account in all of the Windows systems:

Run the command prompt { Admin } and enter:

net user administrator /active:yes

This will then activate the account. Just log off and re-login with the Administrator account. No password is necessary, just press on the enter button to continue.

To disable the Admin account:

net user administrator /active:no



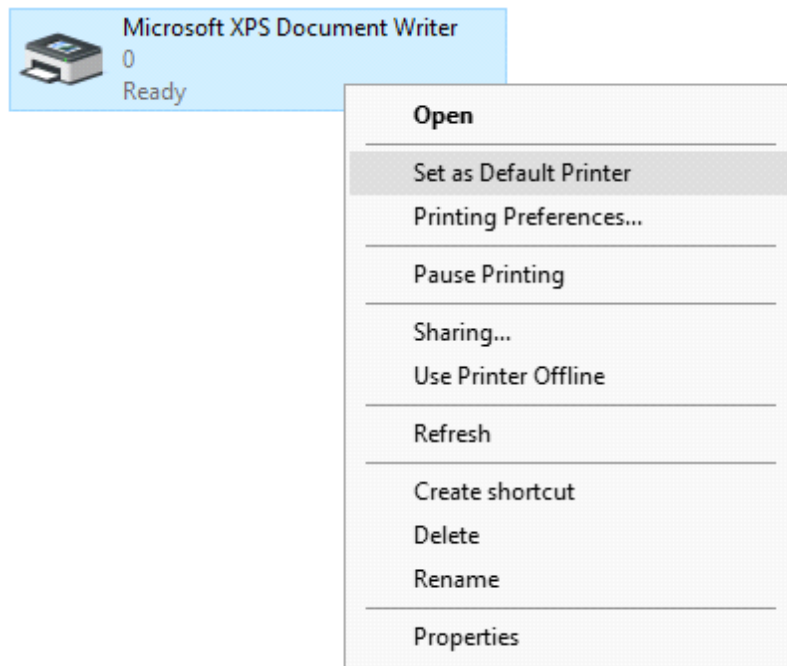
Windows printer environment...

If you are installing this software on a stand-alone computer that does not have a printer connected or does not have a printer driver installed, please simply install or load a generic driver from Windows's list of drivers. You may install any ink jet printer driver from Canon or HP for best results. {e.g. Canon i250/i1500 or HP 690C/710}

If you have a printer, make sure it is connected and switched on, as you may get an error message saying the WordGraph application has stopped working { This is a Windows 10 Error, our application is NOT at fault }.

This only happens if you don't have a printer set as your default printer, the printer is not connected, or not communicating with your computer!

If you don't want to install a printer driver, simply go to the printer page on the control panel and select the Microsoft XPS Document Writer as the default Printer. As simple as that!






This is needed for creating the best working and enhanced environment for our word processor's print preview features. Thank you.




How to use the new custom spell checker...

To use the custom spell checker successfully, just follow these easy steps...

1. To spell check a whole document, just click on the Custom Spell Checker button. 
2. To spell check a paragraph, just double-click / select the paragraph and click on  button.
3. To spell check a single word, just double-click / select the word or words and click on the  button.

That is it, the whole document, selected paragraph or word, will now appear in the Spell Checker automatically.

Just click on the "Start Checking" button and correct all your spelling mistakes fast... 

When you are finished spell checking, just click on the "Copy to clipboard" button and paste your corrected text back into your document... 



SSuite Accel Spreadsheet:

- Remember to spell check **THEN** format your spreadsheet!



Document File Formats in SSuite WordGraph:

Standard Open / Save Document Formats:

1. Plain Text -- Plain Text ANSI (*.txt)
2. XML File Format -- XML File (*.xml)
3. C++ File Format -- C++ File (*.cpp)
4. SQL File Format -- SQL File (*.sql)
5. Pascal File Format -- Pascal File (*.pas)
6. C++ Header File Format -- Header File (*.h)
7. Rich Text Format -- Rich Text Format (*.rtf)
8. Web Page Source File -- Web Page (*.htm, *.html)
9. Rich Text Compressed {compresses up to 95%} -- Rich Text Compressed (*.rtc)
10. **Microsoft Word Document -- Word 97-2003 & 6.0/95 - RTF (*.doc)**

MS Office 95 - 2007



Please Take Note:

There are two different types of **doc** formats available. The first type is the official proprietary **MS Doc** format that is locked and requires a licence from Microsoft. The second **doc** format is the one we use, which is an open generic **doc** format that does not require special software to open...

hence the name - Word 97-2003 & 6.0/95 - RTF (*.doc)

Digital Document Formats in WordGraph: { Keeping it Green - No More Paper }

1. Windows Bitmap File Format -- (*.bmp)
2. Tagged Information File Format -- (*.tiff)
3. Portable Document File Format -- (*.pdf)
4. SSuite Presentation File Format -- (*.ssp)
5. Graphics Interchange File Format -- (*.gif)
6. Windows Enhanced File Format -- (*.emf)
7. Joint Photographic Experts Group -- (*.jpg)
8. Portable Network Graphic File Format -- (*.png)
9. Portable Documents File Format -- Text Only (*.pdf)



Document File Formats in SSuite Accel Spreadsheet:

Spreadsheet File Formats:

1. Tabbed Text File Format -- Tabbed Text File (*.txt)
2. SSuite Accel Format -- SSuite Accel Workbook (*.vts)
3. Microsoft Excel 4 File Format -- MS Excel 4 Worksheet (*.xls)
4. Microsoft Excel 5 File Format -- MS Excel 5 Workbook (*.xls)
5. Tabbed Text File Format -- Tabbed Text File (Values Only) (* txt)
6. Comma Separated File Format-- CSV (Comma Delimited) (*.csv)
7. SSuite Basic-Math Spreadsheet -- SSuite Basic-Math Spreadsheet (*.bms)

*** **New Online Spreadsheet Format** ***

Online Progressive Web and Android Apps for All Devices:

<https://www.ssuiteoffice.com/categories/webapps.htm>

Online Office Suite - PWA Enabled:

<https://office.ssuiteoffice.com/>

All Microsoft Excel documents created in SSuite Accel, are fully compatible with any spreadsheet application that can open and read the Microsoft Excel file format.

When printing in SSuite Accel please see the help file for Header and Footer settings e.g. Page number, Date of worksheet printed etc...

When making your Excel 97-2007 workbooks and spreadsheets compatible with SSuite Accel spreadsheet, please read the procedure for this under "File Handling" in SSuite Accel's help file. Microsoft locks all of its documents!



Updates Made to the Graphical Software:

SSuite Image Editor - New interface cursors for better viewing and also enhanced importing and exporting of image formats. New Print Preview added. New toolbar, colour bar added.

Import / Open:

Portable Network Graphic - *.png with transparency
Graphics Interchange Format - *.gif with transparency
Graphics Interchange Format Animated - *.gif { Multi-Frame Compatible }
Joint Photographic Experts Group - *.jpg ; *.jpeg
Windows Bitmap - *.bmp
Windows Metafile - *.wmf
Windows Enhanced Metafile - *.emf

Export / Save:

Portable Network Graphic - *.png with transparency
Graphics Interchange Format - *.gif with transparency
Joint Photographic Experts Group - *.jpg
Tagged Information File Format 6.0 - *.tiff
Windows Bitmap - *.bmp
Windows Enhanced Metafile - *.emf

If you find this office suite in any way helpful and productive, please help support our efforts by making a donation or contribution... Thank you! 🙏

<https://www.ssuiteoffice.com/donate.htm>

Your contributions are vital to the success of our initiative...

<https://www.ssuiteoffice.com/resources/windowswithnojava.htm>



More About Us...



Contact Details:



Web address	: www.ssuiteoffice.com
Tutorials	: www.ssuiteoffice.com/tutorials.htm
General Queries	: www.ssuiteoffice.com/resources/helpdesk.htm
Free Service Packs	: www.ssuiteoffice.com/resources/servicepacks.htm
Free Software Downloads	: www.ssuiteoffice.com/freedownloads.htm



SSuite Ex-Lex Office Pro



Stay Compatible - Stay Productive - Stay Connected



SSuite Office Software

Pure Visual Simplicity™



Does not contain any spyware, malware, viruses, or any third-party software!

Go Green With Us:

<https://www.ssuiteoffice.com/aboutus.htm#318490165>

Installation Instructions for all our free office suites and applications:

- Before running any software applications, please read the "Read Me" document first!



Open Source Software Sucks Eggs Big Time!!!



Good Bye... So Long... and thank you for all the fish!